

Reliable performance for
daily industrial use



Technical specifications ISC - 40P

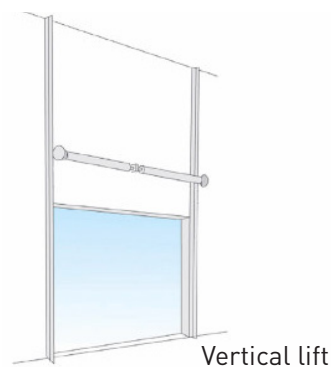
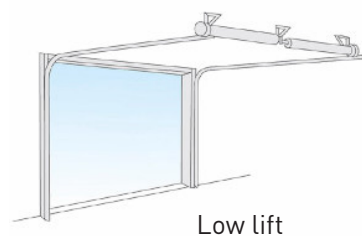
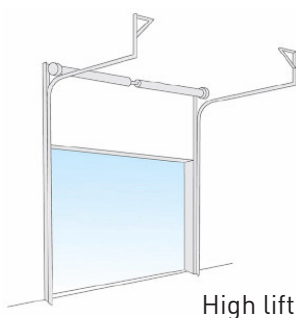
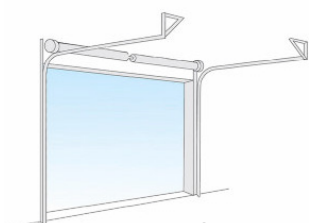
Description	Specifications
Max. width	6000 mm
Max. height	6000 mm
Max. surface area	36 m ²
Panel thickness	40 mm
Panel material	Stalen stucco insulated panels (CFK-free polyurethaan)
μ-value	0,87W/m ² K (measured at door size 4000 x 3000 mm)
Wind load	Class 3 (measured at door size 4000 x 3000 mm)
Air permeability	Class 3, 6m ³ /m ² /u (measured at 50Pa pressure)
Acoustic insulation	R – 25 dB
Durability	100.000 cycli*
Safety	Max. force allowed 400N for max 0,75 sec. (measured at freefall from 50 and 300 mm height)

*Provided periodic maintenance is performed.

Hardware specifications ISC - 40P

Description	Material
Torsion springs	Powder-coated blue
End caps	Galvanized steel
Track system	Galvanized steel
Rollers	11 mm shaft, nylon surface
Door hardware	Galvanized
Steel cables	Six-fold safety rating
Seals	Top-, side- and bottom seals in EPDM rubber

Installation options



Options



Double acrylic glazing.
Internal opening: 604 x 292 mm.



Ventilation grill
Dimensions: 344 x 138 mm





Lock bolt



Cylinder lock

Standard colours



Automation

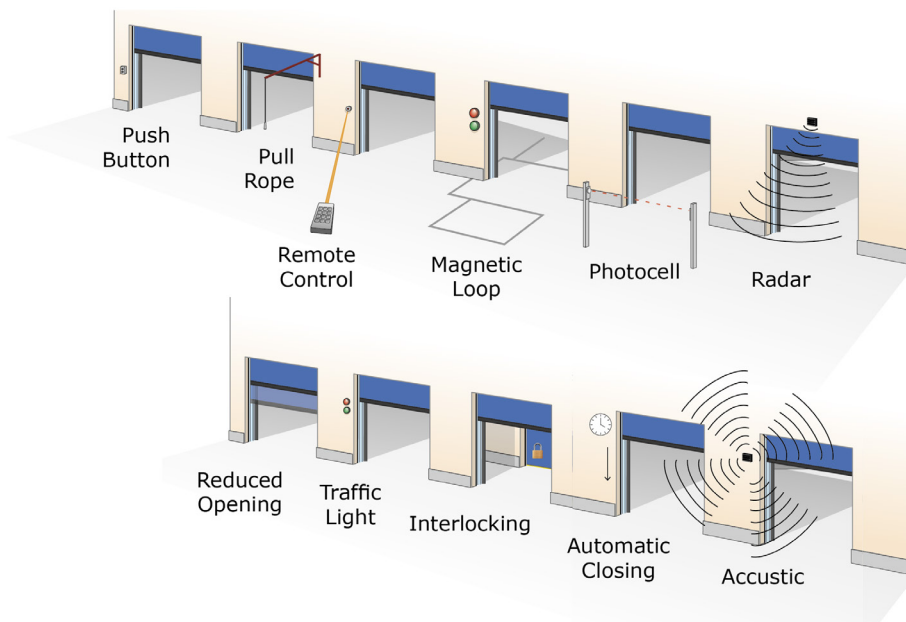
The FlexiForce ISC-40P sectional overhead door is equipped with a Servox drive featuring a brushless motor and advanced control system. The drive supports various automatic sensors (radar, loop detectors, photocells) and external control options, providing quiet and smooth operation with soft start/stop functionality. With IP54 protection and torque monitoring, the drive is compatible with all common track and lift systems. The system is designed for long-term, reliable industrial use.



Specifications automation

Description	Specifications
Model	Servox 120-ISD
Nominal voltage/frequency	220-240 V 50 Hz
Motor power	0,75 kW
Fuse rating	10 A
Max. power output 24 V	600 mA (automat fuse)
Speed	5 - 50 rpm
Torque	700 Nm
Max. door cycles per hour	60
Max. door surface area	49 m ²
Shaft diameter	1" / 25,44 mm
Emergency release	Chain hoist
Limit setting of door travel	Absolute encoder
Optional accessories	Main switch, extended function board, remote control

Automatic opening/ closing



Coming soon

For the InForce ISC-40P, several additional applications are currently under development to further expand the door's functionality. These options will become available at a later stage and will be fully integrable with the existing door configuration.

Options in development:


- Passdoor integrated into the door leaf (various configurations).
- Glazed sections for additional daylight and visibility.
- Springs in tube for efficient mounting and installation.
- Extended dimensions up to 8000 mm wide and 7000 mm high.

Disclaimer: The options listed above are under development. Final specifications and availability will be communicated at a later stage. 03.26

The InForce ISC-40P offers more than meets the eye.

Do you need tailored advice or want to know more about availability?

Our teams are ready to support you and help you find the right solution for your production environment.



InForce ISC-40P
The door that
supports your
production- when
you need it!

FlexiForce B.V.
+31 (0) 342 427 777
sales.nl@flexiforce.com

FlexiForce France
+33 (0) 4 58 01 75 10
sales.fr@flexiforce.com

FlexiForce Ibérica, S.L.
+34 (0) 962 858 250
info.es@flexiforce.com

FlexiForce Italia
+39 (0) 309 936 510
info.it@flexiforce.com

FlexiForce Hungary Kft.
+36 (0) 525 612 60
infohu@flexiforce.com

FlexiForce Poland Sp.z.o.o
+48 (0) 426 500 491
info.pl@flexiforce.com

FlexiForce Turkey
+90 (0) 262 658 2058
mustafa.ertemiz@flexiforce.com